



QUICK GUIDE

# For Promoters

Everything you need to launch events, sell tickets, add services, and get paid — all from one interface.

BRINGING EXPERIENCES TO LIFE

Sign up **online** in minutes and run your entire operation through the BRIXXLE interface — **no paperwork, no middlemen, no waiting.**

1

GET STARTED

# Sign Up Online

Create your promoter account at **brixxle.com** — it takes about a minute.

Enter your **first and last name**, email, and a password. We'll send a verification link to your inbox — click it to activate your account. That's it. From here on, **everything is managed inside your dashboard**.

First & last name

Email verification

Choose "Promoter"

● BRIXXLE · Join

First name

Karl

Last name

Russell

Email

you@yourbiz.com

Account type

Promoter

Create account

2

GET PAID

## Connect Your Payouts

Link your bank account so ticket and service money lands with you — **automatically**.

Open the **Payout** tab and tap **Connect payout account**. You'll complete a quick, secure setup (powered by Stripe) with your business and bank details. Once enabled, every sale pays out to you on a rolling schedule — BRIXXLE's small fee is handled automatically, so there's nothing to invoice or chase.

Connect payout account

Bank-secured

Automatic payouts

BRIXXLE · Payouts

Payout status

✓ Payouts enabled

Bank on file

•••• 8244

**\$201**

GROSS SALES

**\$12**

BRIXXLE FEES

**\$189**

YOUR NET

# 3

## BUILD IT

# Add an Event

A guided wizard walks you through everything, step by step.

Name your event, set the date and time, drop a location on the map, upload photos and video, choose your ticket pricing, and add any services. You can save a draft and come back, or publish when you're ready. Your event goes live on the BRIXXLE map and event list for seekers to discover.

Details

Date & Location

Media


Pricing

Services

Review & Publish

● BRIXXLE · Create Event

① Details   ② When   ③ Where   ④ Media   ⑤ Pricing   ⑥ Services

Event name	Saturday Rooftop Party
Date	Sat, Jul 12 · 9:00 PM
Location	 Downtown Miami

Next step >

## Lots of Ticketing Options

Price your event however it makes sense — BRIXXLE is built for flexibility.

Create as many ticket types as you like, each with its own price and quantity:

General Admission

VIP

Sections / Tables

Early Bird (timed)

Free / RSVP

Running a free event? Switch on **Free / RSVP** and set a capacity — guests reserve a free ticket you can scan at the door. Selling paid tickets? Choose how the small BRIXXLE fee is handled, per event:

💰 Split the fee — share it with guests, keep more

💰 Cover the fee — guests pay face value

### BRIXXLE · Tickets & Pricing

📄 General Admission

\$25

★ VIP Table (seats 6)

\$300

🕒 Early Bird — ends Jul 1

\$18

Fee handling

Split (recommended)

## Add Services

Offer premium add-ons and earn more per guest.

Attach services like **bottle service** and **valet** right to your event. Guests book and pay for them at checkout alongside their tickets — and the money flows to you the same way. Each service is tracked and redeemable at the event.



Bottle Service



Valet

Booked at checkout

### BRIXXLE · Event Services



Bottle Service — Premium

\$450



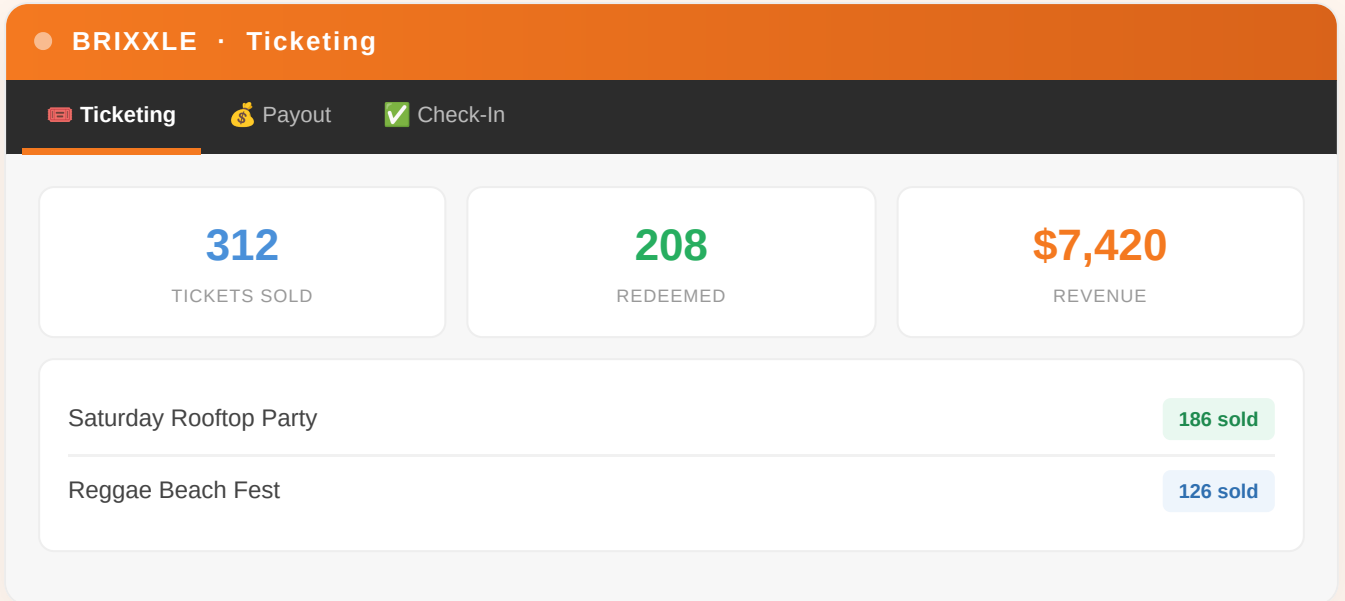
Valet Parking

\$25

## The Ticketing Interface

Your live command center for sales.

See tickets sold, revenue, and check-ins across all your events at a glance — then drill into any event for a tier-by-tier breakdown and individual ticket status (sold, active, redeemed, refunded).



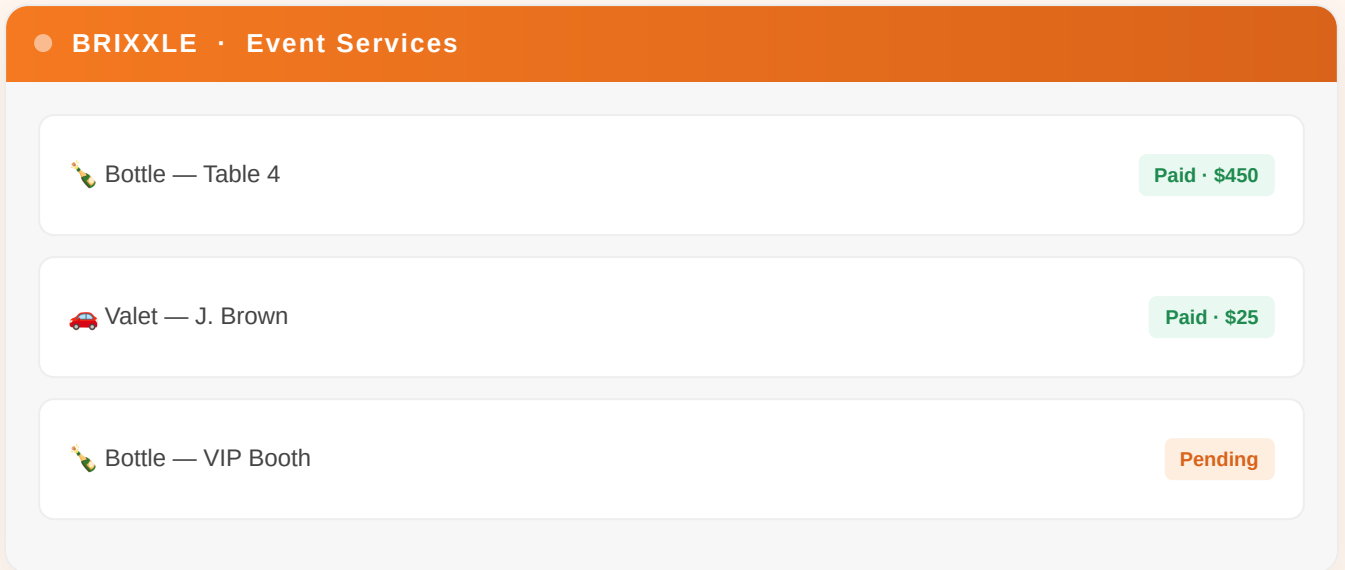
## 7

## MANAGE ADD-ONS

## The Services Interface

Every booking, in one place.

Track bottle service and valet bookings per event, see what's been paid, and redeem each one when the guest arrives — all from the same dashboard you use for tickets.




## 8

## AT THE DOOR

## Scan Tickets

Check guests in with your phone — no extra hardware.

Open **Check-In**, point your camera at the guest's ticket QR code, and BRIXXLE instantly confirms it's valid and marks it redeemed. Already-used or invalid tickets are flagged on the spot, so the line keeps moving.



### Point. Scan. Done.

The camera reads the QR on the guest's ticket and validates it against your event in real time.

✓ Ticket valid — checked in

9

AT THE DOOR

## Scan & Redeem Services

Bottle service and valet redeem the same easy way.

When a guest arrives to claim a service they booked, scan or look it up in Check-In and mark it redeemed. Everything stays in sync with your Services interface, so you always know what's been delivered.



Bottle redeemed



Valet claimed



### Validate add-ons instantly

Confirm a guest's booking and redeem it at the door — no clipboards, no guesswork.

✓ Service redeemed

10

CASH OUT

## Get Paid

Your money, clearly tracked.

The **Payout** dashboard shows gross sales, BRIXXLE fees, your net, and your available balance — pulled live so the numbers are always real. Payouts land in your connected bank automatically. Open the full statement in Stripe anytime.

[View in Stripe ↗](#)

# BRIXXLE

BRINGING EXPERIENCES TO LIFE

Sign up today at [brixxle.com](https://brixxle.com)

Event World, Inc. · Coral Springs, FL · [events@brixxle.com](mailto:events@brixxle.com) · 954.417.5120